

Electric Chain Hoist



for Aluminium Gantry Crane, load capacity 1,000 kg, small, medium

load capacity	1,000 kg	Item No. 250103
length of chain under load	3 m	
overall height	463 mm	
weight	33 kg	

for Aluminium Gantry Crane, load capacity 1,000 kg, high

load capacity	1,000 kg	Item No. 250104
length of chain under load	4 m	
overall height	463 mm	
weight	35 kg	

for Aluminium Gantry Crane, load capacity 1,500 kg, small, medium

load capacity	1,500 kg	Item No. 250153
length of chain under load	3 m	
overall height	570 mm	
weight	54 kg	

for Aluminium Gantry Crane, load capacity 1,500 kg, high

load capacity	1,500 kg	Item No. 250154
length of chain under load	4 m	
overall height	570 mm	
weight	57 kg	

for Aluminium Gantry Crane, load capacity 2,000 kg

load capacity	2,000 kg	Item No. 250204
length of chain under load	4 m	
overall height	570 mm	
weight	57 kg	

for Aluminium Gantry Crane, load capacity 3,000 kg

load capacity	3,000 kg	Item No. 250304
length of chain under load	4 m	
overall height	710 mm	
weight	134 kg	

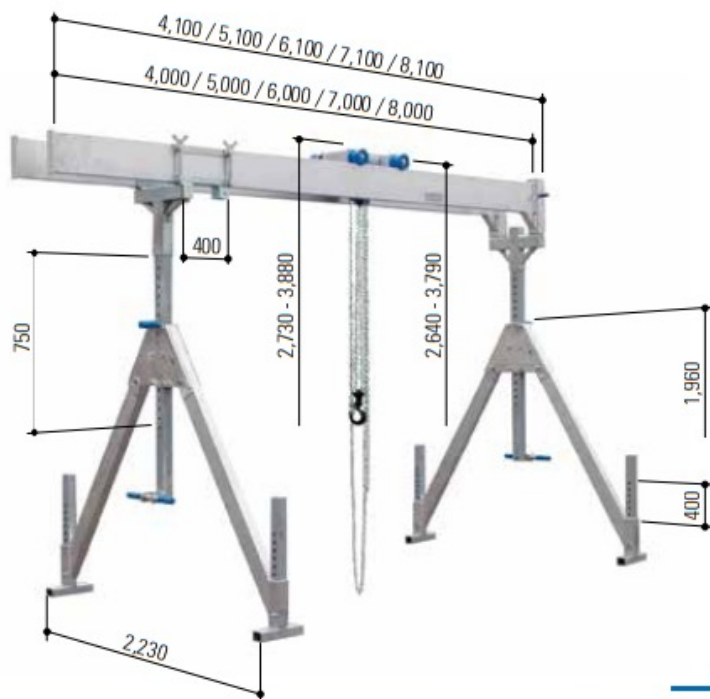
Description

- version with suspension hook
- manufactured in accordance with EU-Machinery Directive and Equipment Safety Law
- Protection Class EN 60529: IP55
- Suitable for internal and exterior use. The Electric Chain Hoist is „splash-proof“.

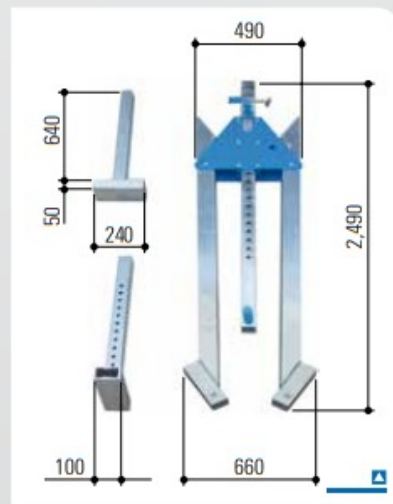
- Lifting mechanism:
- ambient temperature rating -20 up to +40° C
 - lifting speed 1.00/4.00 m/min
 - lifting motor power 0.2/0.8 kW
 - duty cycle 20/40% ED
 - galvanised chain
 - fixed mounting

- Electrical:
- direct control
 - operation voltage 400 V
 - control voltage 48V
 - frequency (cycles) 50Hz
 - control unit including control cable
 - control unit protection class IP 55
 - Can also be delivered with radio control. Please contact us

Aluminium Gantry Cranes, stationary model, with double beam, load capacity 2.000 kg



with collapsible lateral stands
incl. top-mounted park-brake trolley
incl. integrated horizontal adjuster
incl. beam mountings



Accessories

- ▣ Wall Bracketpage 78
- ▣ Wheel Kitpage 79
- ▣ Crane Transporterpage 80
- ▣ Chain Hoistpage 81
- ▣ Electric Chain Hoistpage 82
- ▣ Cable System / Power Supplypage 83
- ▣ Manual Trolley Direction Band ...page 84
- ▣ Hand Winchpage 84
- ▣ Lateral Extension Beampage 85
- ▣ Packing and Transportation
Boxpage 86

Alternatives

- ▣ separable resp. pluggable
Aluminium Double Beam page 28

folded lateral stand



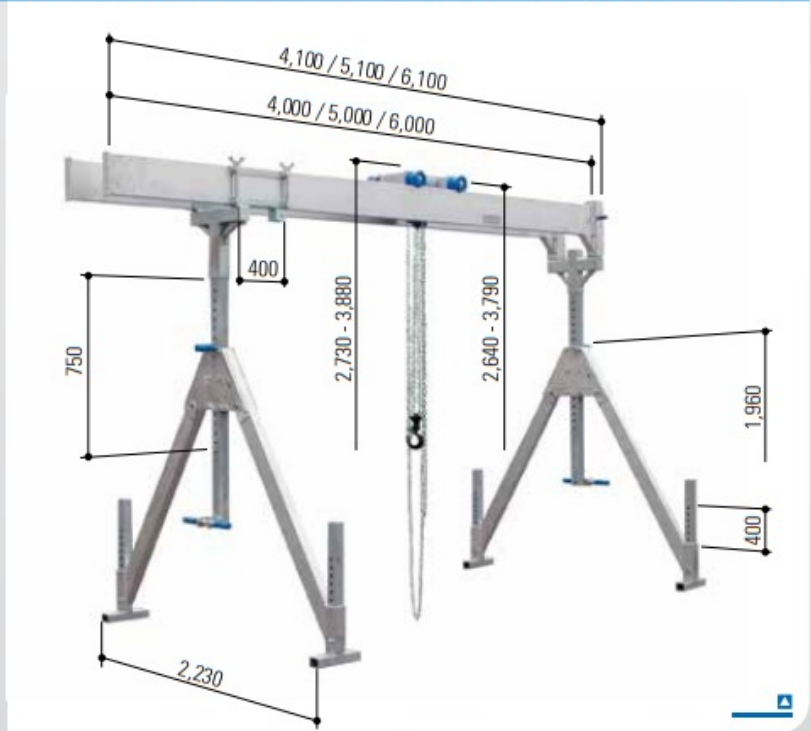
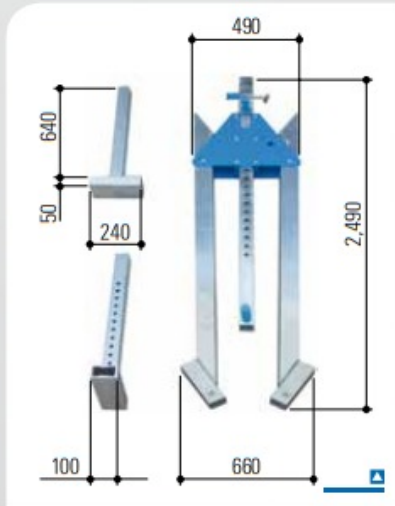
Technical Data

item no.		1532040	1532050	1532060	1532070	1532080
load capacity	kg	2,000	2,000	2,000	2,000	2,000
beam length	mm	4,000	5,000	6,000	7,000	8,000
beam support	mm	81 x 81	81 x 81	81 x 81	81 x 81	81 x 81
beam profile	mm	220 x 60	220 x 60	220 x 60	220 x 60	220 x 60*
beam housing		one side: sleeve 92 x 92 mm, 380 mm long; other side: end piece				
clear width alu beam	mm	250	250	250	250	250
total weight	kg	248	266	284	302	384
aluminium beam	kg	2 x 39	2 x 48	2 x 57	2 x 66	2 x 107
lateral stand	kg	2 x 60	2 x 60	2 x 60	2 x 60	2 x 60
trolley	kg	17	17	17	17	17
horizontal adjuster	kg	23	23	23	23	23
beam mounting	kg	10	10	10	10	10

* with larger profile thickness (inwards)

Aluminium Gantry Cranes, stationary model, with double beam, load capacity 3.000 kg

with collapsible lateral stands
incl. top-mounted park-brake trolley
incl. integrated horizontal adjuster
incl. beam mountings



Alternatives

- ▣ separable resp. pluggable Aluminium Double Beam page 28

Accessories

- ▣ Wall Bracket page 78
- ▣ Wheel Kit page 79
- ▣ Crane Transporter page 80
- ▣ Chain Hoist page 81
- ▣ Electric Chain Hoist page 82
- ▣ Cable System / Power Supply page 83
- ▣ Manual Trolley Direction Band ... page 84
- ▣ Hand Winch page 84
- ▣ Lateral Extension Beam page 85
- ▣ Packing and Transportation Box page 86

Technical Data

item no.		1533040	1533050	1533060
load capacity	kg	3,000	3,000	3,000
beam length	mm	4,000	5,000	6,000
beam support	mm	81 x 81	81 x 81	81 x 81
beam profile	mm	220 x 60	220 x 60*	220 x 60*
beam housing		one side: sleeve 92 x 92 mm, 380 mm long; other side: end piece		
clear width alu beam	mm	250	250	250
total weight	kg	248	306	332
aluminium beam	kg	2 x 39	2 x 68	2 x 81
lateral stand	kg	2 x 60	2 x 60	2 x 60
trolley	kg	17	17	17
horizontal adjuster	kg	23	23	23
beam mounting	kg	10	10	10

* with larger profile thickness (inwards)

07/2013

